












## MEDUSA DIP SWITCH SETTINGS BY RETAILER

### ENGLISH

Retailer:	Settings: 1 2 3 4 5 6 7 8 9	Code:	Notes:
Default	On  Off	64	<p>- The last two switch settings (9 and 10) limit the length of play per session. Please refer to the schematic on top of the Medusa for the switch settings.</p> <p>- The first DIP switch can either be in the "On" or "Off" position.</p>
No Memory Unit	On  Off	66	
Best Buy	On  Off	72	
Circuit City	On  Off	81	
CompUSA	On  Off	90	
Gamestop	On  Off	78	
Game Crazy	On  Off	78	
Target	On  Off	84	
Toys R Us	On  Off	87	
Wal-Mart	On  Off	75	

### SPANISH

Retailer:	Settings: 1 2 3 4 5 6 7 8 9	Code:	Notes:
Default	On  Off		<p><b>This Setting WILL:</b></p> <ul style="list-style-type: none"> <li>- Display Spanish text on the blades of the Xbox 360 Demo.</li> </ul> <p><b>This Setting WILL NOT:</b></p> <ul style="list-style-type: none"> <li>- Display Reseller-Specific logos or downloadable content.</li> <li>- Display content labeled as "NOT on Spanish Settings" on the Experience Disc content sheets.</li> <li>- Display/Play Spanish language content past the blades &amp; blade selections.</li> </ul> <p><i>Please have your store manager make the decision if this is right for their store.</i></p>

